

Multimedia Projector
EMP-280
EMP-260



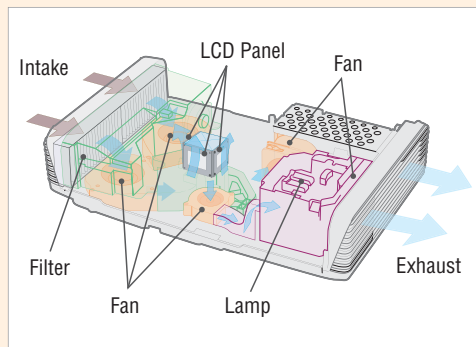
EPSON
 EXCEED YOUR VISION



EMP-280 XGA
2600 ANSI lm
 EMP-260 SVGA
2000 ANSI lm
*Long life and ease of use,
 even in a dusty environment*

Dust Resistant

Introducing a dust resistant structure which protects the projector from common contaminants found in various environments. The filter's large surface area is electrostatically charged for catching microscopic dust particles. Also, all seams are sealed to prevent pollutants from entering the unit, so only clean air which has passed through the filter is allowed in for cooling. Therefore, even projectors used in harsh conditions remain clean inside, preventing such troubles as brightness degradation.



High efficiency filter



Glass cover prevents dust from collecting around the lens

Easy Maintenance

Air filter cleaning notification

It is equipped with a cleaning notification function capable of sensing a clogged filter and letting you know proper cleaning intervals through an indication on the screen and an LED on the main body.

**Time to clean the air filter.
 Clean or replace the air filter.**

Filter cleaning notice as indicated on the screen

Cleaning the air filter is easy

Filter removal is easy even when ceiling mounted. Filter cleaning is also easy and doesn't require any special tools.



After opening the cover, the filter can be removed easily



Remove dust from the filter by knocking it on something like the corner of a desk

Easy lamp change

You can change the lamp easily even when ceiling mounted.



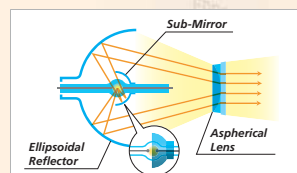
No need to remove the main body from the ceiling mount fittings when changing the lamp

Small Yet Powerful Lamp

Compact and bright - Epson's innovative lamp "E-TORL"

(E-TORL : Epson-Twin Optimize Reflection Lamp)
 Epson's recently developed small, high performance "E-TORL" lamps efficiently gather and project light to effectively eliminate light-leakage and minimize light diffraction. This system combines an ellipsoidal reflector with an aspherical lens and a hemispherical mirror to produce a lamp so small and highly efficient that it is ahead of its time.

E-TORL



Other Features

Direct power-on/off

4000 hour long-life lamp (low brightness mode)

High altitude operation up to 3,000m (only for EMP-260)

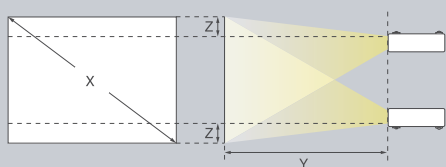
24 language on-screen menu

SPECIFICATIONS

| | | EMP-280 | EMP-260 |
|---|---------------------|---|--|
| Projection System | | RGB Liquid-Crystal Shutter | Projection System |
| Specification of Main Parts | LCD | Size | 0.63 inch with MLA (x 3) |
| | | Driving Method | Polysilicon TFT Active Matrix |
| | | Pixel Number | 786,432 dots (1024 x 768) x 3 |
| | | Native Resolution | XGA |
| Projection Lens | | Manual Focus & 1.2 x Optical Zoom | Manual Focus & 1.35 x Digital Zoom |
| | | F=1.60-1.74 / f=18.4 - 22.1 mm | F=1.44 / f=16.6 mm |
| Lamp | Type | 170 W UHE | |
| | Life | 3000 hours (High Brightness mode) / 4000 hours (Low Brightness mode) | |
| Screen Size (Projected Distance) | | 30 to 300 inch [0.9 to 10.4 m] | 30 to 300 inch [0.9 to 12.1 m] |
| Offset | | 8.6:1 | 9.6:1 |
| Brightness* | | High / Low Brightness Mode | 2600 ANSI lm / 2080 ANSI lm |
| Contrast | | 400:1 | 2000 ANSI lm / 1600 ANSI lm |
| Color Reproduction | | Full-Color (16.77 million colors) | |
| Sound Output | | 5 W Monaural | 1 W Monaural |
| Effective Scanning Frequency Range (Analog) | Pixel Clock | 13.5 MHz to 162 MHz | 13.5 MHz to 158 MHz |
| | Horizontal | 15 kHz to 99 kHz | 15 kHz to 92 kHz |
| | Vertical | 50 Hz to 120 Hz | 50 Hz to 85 Hz |
| Keystone Correction | | Vertical : -30 to +30 degrees | |
| Analog RGB I/O | Display Performance | Native | 1024 x 768 dots (XGA) |
| | | Resize | UXGA / SXGA / SVGA / VGA |
| | Input Terminal | Video | D-sub 15-pin x 2 |
| | | Audio | RCA x 1 (White / Red) |
| Output Terminal | Video | D-sub 15-pin x 1 | |
| | Input Signal | Video Standard | NTSC / NTSC4.43 / PAL / M-PAL / N-PAL / PAL60 / SECAM |
| Video I/O | Input Terminal | Video | Composite Video: RCA (Yellow) x 1 S-Video: Mini DIN |
| | | | Component Video: D-sub 15-pin x 2 Video-RGB: D-sub 15-pin x 2 |
| | Audio | | RCA x 1 (White / Red) |
| | | | Component Video: D-sub 15-pin x 1 Video-RGB: D-sub 15-pin x 1 |
| Control I/O | Serial I/O | Serial Terminal | mini D-sub 9 pin x 1 |
| | USB I/O | I/O Terminal | — |
| Operating Temperature | | 5°C to 35°C <41°F to 95°F> | 5°C to 35°C <41°F to 95°F> Up to 7,500 ft <2,286 m>, 5°C to 30°C <41°F to 86°F> 7,500 ft to 9,843 ft <2,286 m to 3,000 m> |
| Operating Altitude | | Up to 7,500 feet <2,286 m> (over 4,921 feet <1,500 m> area: with High Altitude mode) | Up to 9,843 feet <3,000 m> |
| Start-Up Period | | About 5 sec. | |
| Cool-Down Period | | Instant off | |
| Power Supply Voltage | | 110 - 240 VAC ±10% , 50 / 60 Hz | |
| Power Consumption | | 110 - 240 VAC 50 / 60 Hz 2.8 - 1.2 A | |
| Dimensions (D x W x H) | | 263 x 400 x 111 mm (Excludes Feet) | |
| Weight | | Approx. 7.9 lbs. / 3.6 kg | |
| Fan Noise | | High / Low Brightness Mode | 38 dB / 31 dB |

Brightness* : Color mode : Game, Zoom : Wide

PROJECTION DISTANCE



| 4:3 Screen size | EMP-280 | | | EMP-260 | | |
|---|-----------------|----------------|--|-----------------|----------------|--|
| | Shortest (Wide) | Longest (Tele) | Vertical distance from center of lens to bottom edge of screen | Shortest (Wide) | Longest (Tele) | Vertical distance from center of lens to bottom edge of screen |
| X (screen size / dimension) | Y (cm / inch) | | Z (cm / inch) | Y (cm / inch) | | Z (cm / inch) |
| 30" / 61 cm x 46 cm 24.0" x 18.1" | 84 / 33 | 101 / 40 | 5 / 1.9 | 87 / 34 | 119 / 47 | 4 / 1.7 |
| 40" / 81 cm x 61 cm 31.9" x 24.0" | 113 / 44 | 136 / 53 | 6 / 2.5 | 117 / 46 | 159 / 63 | 6 / 2.3 |
| 60" / 120 cm x 90 cm 47.2" x 35.4" | 171 / 67 | 206 / 81 | 10 / 3.8 | 177 / 70 | 240 / 95 | 9 / 3.4 |
| 80" / 160 cm x 120 cm 63.0" x 47.2" | 229 / 90 | 275 / 108 | 13 / 5.0 | 237 / 93 | 321 / 126 | 11 / 4.5 |
| 100" / 200 cm x 150 cm 78.7" x 59.1" | 287 / 113 | 345 / 136 | 16 / 6.3 | 297 / 117 | 402 / 158 | 14 / 5.7 |
| 200" / 410 cm x 300 cm 161.4" x 118.1" | 577 / 227 | 693 / 273 | 32 / 12.5 | 597 / 235 | 807 / 318 | 29 / 11.3 |
| 300" / 610 cm x 460 cm 240.2" x 181.1" | 867 / 341 | 1041 / 410 | 48 / 18.8 | 897 / 353 | | 43 / 17.0 |

SUPPLIED ACCESSORIES

| | |
|--------------------------|--|
| Power Cable | 3.0 m |
| Remote Control | With AA type alkaline batteries x 2pcs |
| Computer Cable | 1.8 m <6 ft>, AHD-15 pin type slim-cable |
| Password Protect Sticker | |
| Owner's Manual | |

OPTIONAL ACCESSORIES

| | |
|---------|------------------------------------|
| ELPLP42 | Spare Lamp (EMP-280) |
| ELPLP41 | Spare Lamp (EMP-260) |
| ELPAF16 | Air Filter (High Efficient Filter) |
| ELPSC06 | 50-inch Screen |
| ELPSC07 | 60-inch Screen |
| ELPSC08 | 80-inch Screen |

Bold, Bright, Beautiful...3LCD Technology

3LCD technology achieves brighter, more natural images and smoother, sharper video playback. No color break-up makes images gentler on the eyes.



3LCD projector



1-chip DLP** projector



*DLP** is a registered trademark or a trademark of Texas Instruments in the U.S. and / or other countries.

WARRANTY SERVICE

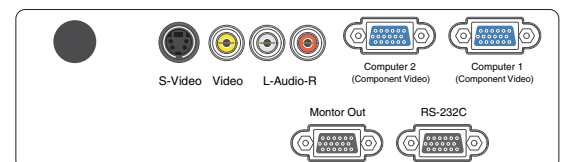
2 years Onsite Warranty
Service to be provided for local purchase only.



The warranty service can be extended by purchasing EPSON COVERPLUS Extended Warranty. For more information, please contact EPSON customer support.

CONNECTOR PANEL

EMP-280



EMP-260

